

Do It Yourself (DIY) MOVE: CLICK DIALER

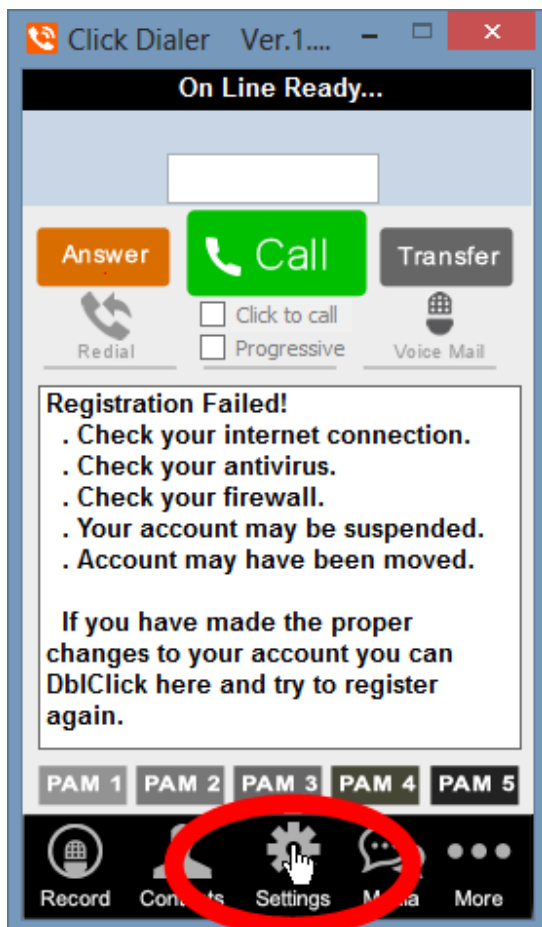
This document is a reminder of how to move your Click Dialer to another computer. Each Click Dialer Customer Number can only be used on one computer at a time. When you move your Click Dialer to another computer, the Dialer on your previously used computer will no longer function.

(You may want to print this.)

IMPORTANT: The following steps are to be done on the computer on which you will be using the Dialer.

Step 1 – Registration Failed!

Click on the **Settings** icon.

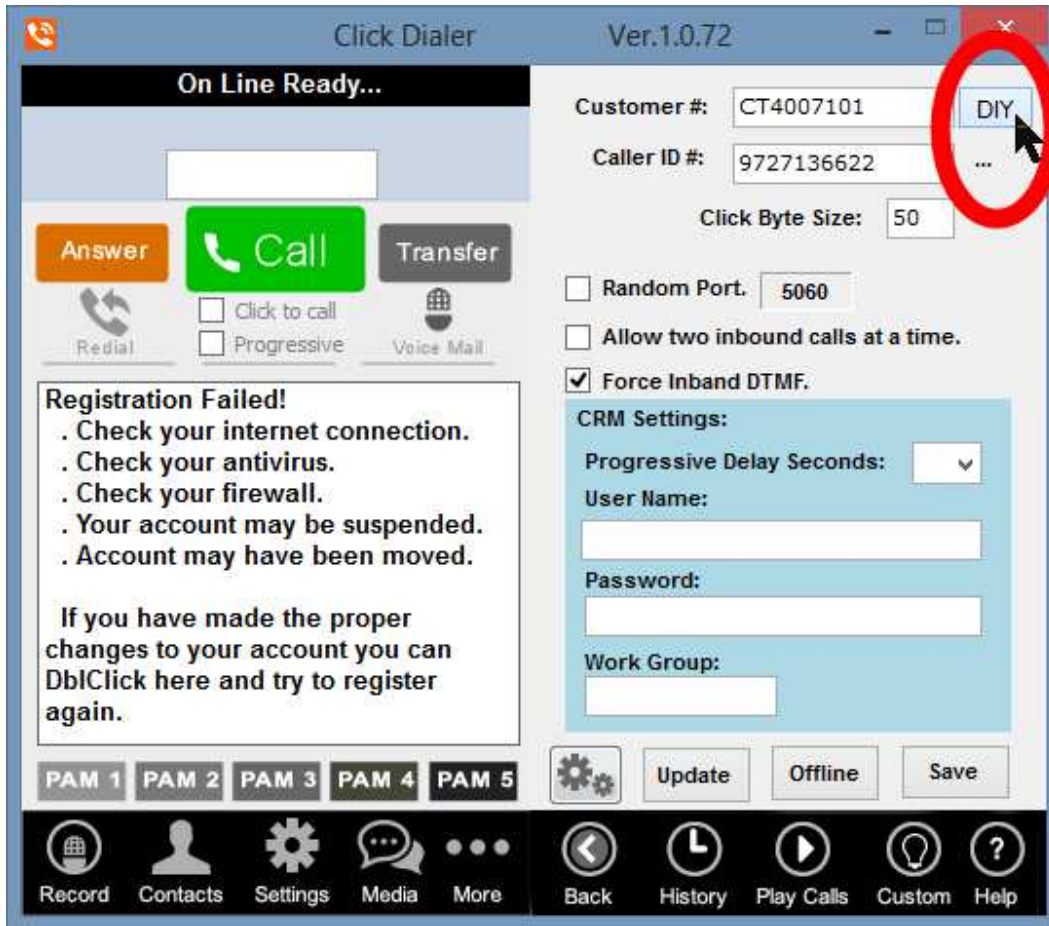


NOTE: When you open your Click Dialer on the computer you will be using the dialer on, you will see **Registration Failed!**

DIY Move: Click Dialer

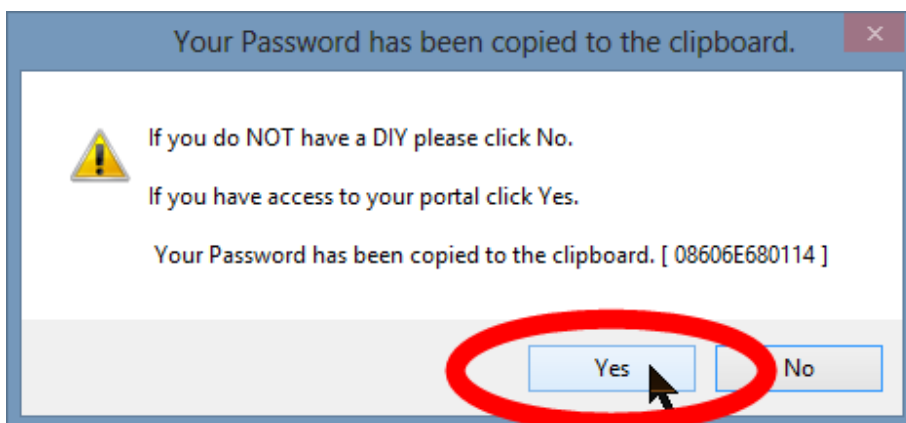
Step 2 – DIY button

Click on the **DIY** button. **NOTE:** If you do NOT see the DIY button you need to update your Dialer.



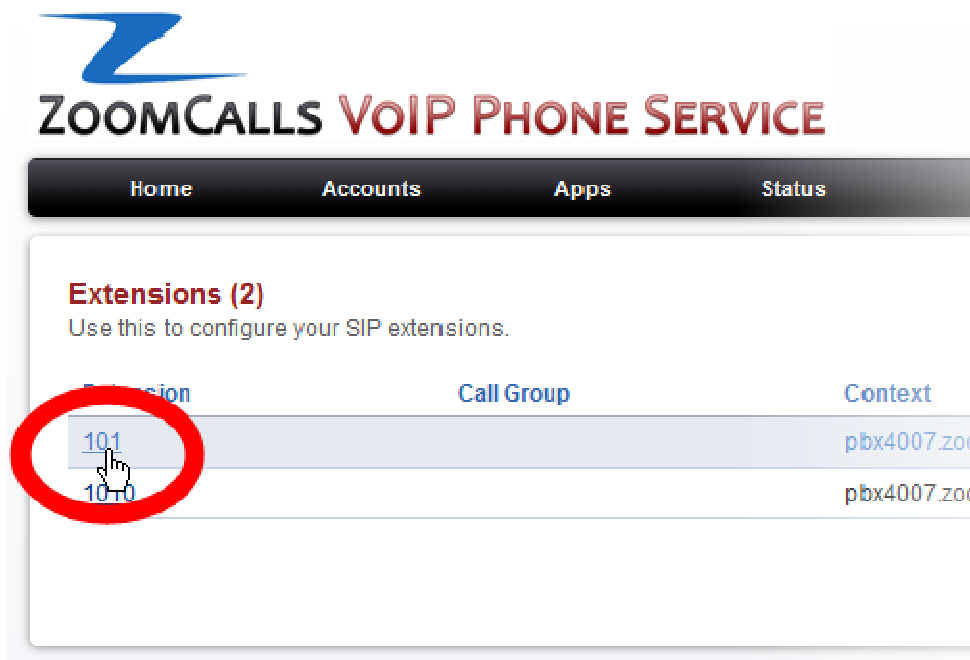
Step 3 – Verify you have access to your Portal

Click **Yes**.



Step 6 – Select your Extension

Click on your **Extension** number. (The extension that corresponds to your Click Dialer Customer Number you are moving.)



Step 7 – Delete the existing Password

Highlight and **Delete** the existing **Password**.

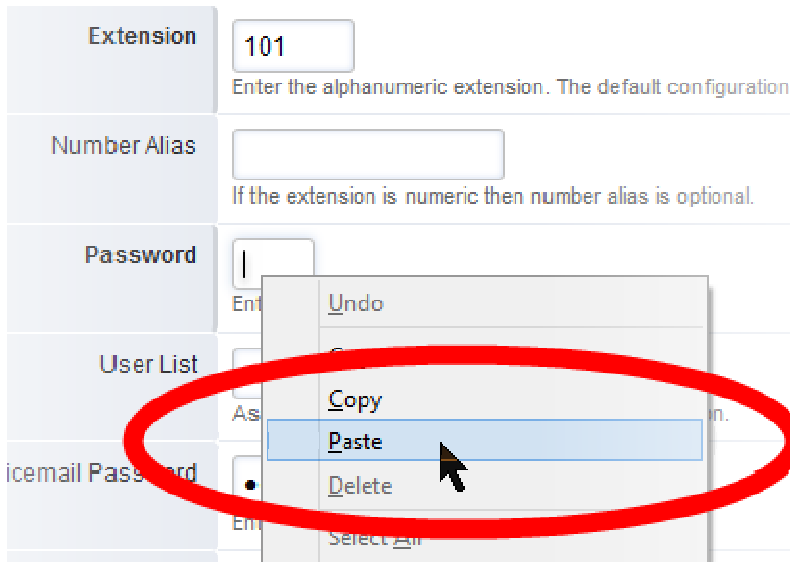
The screenshot shows the configuration form for an extension. The fields are:

- Extension:** 101 (with a note: 'Enter the alphanumeric extension. The default configurat')
- Number Alias:** (with a note: '...numeric then number alias is optional.')
- Password:** 20689DB3E027 (highlighted with a red circle and a note: 'Enter the password here.')

At the bottom, there is a 'User List' dropdown and an 'ADD' button.

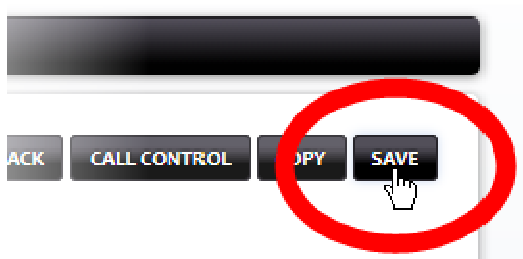
Step 8 – Paste in the new Password

Right-click in the empty **Password** field and click on **Paste** from the drop-down menu.




Step 9 – SAVE

VERY IMPORTANT: Click **SAVE**.



Step 10 – The new Password

After the new Password is pasted into the Password field, you will see black dots. Hover your mouse over the **Password** field to see the new Password.



Open your Click Dialer.

Congratulations! You have just moved your Click Dialer.